

# **KEY PERFORMANCE INDICATORS (KPIs) OF BOARD OF REVENUE**

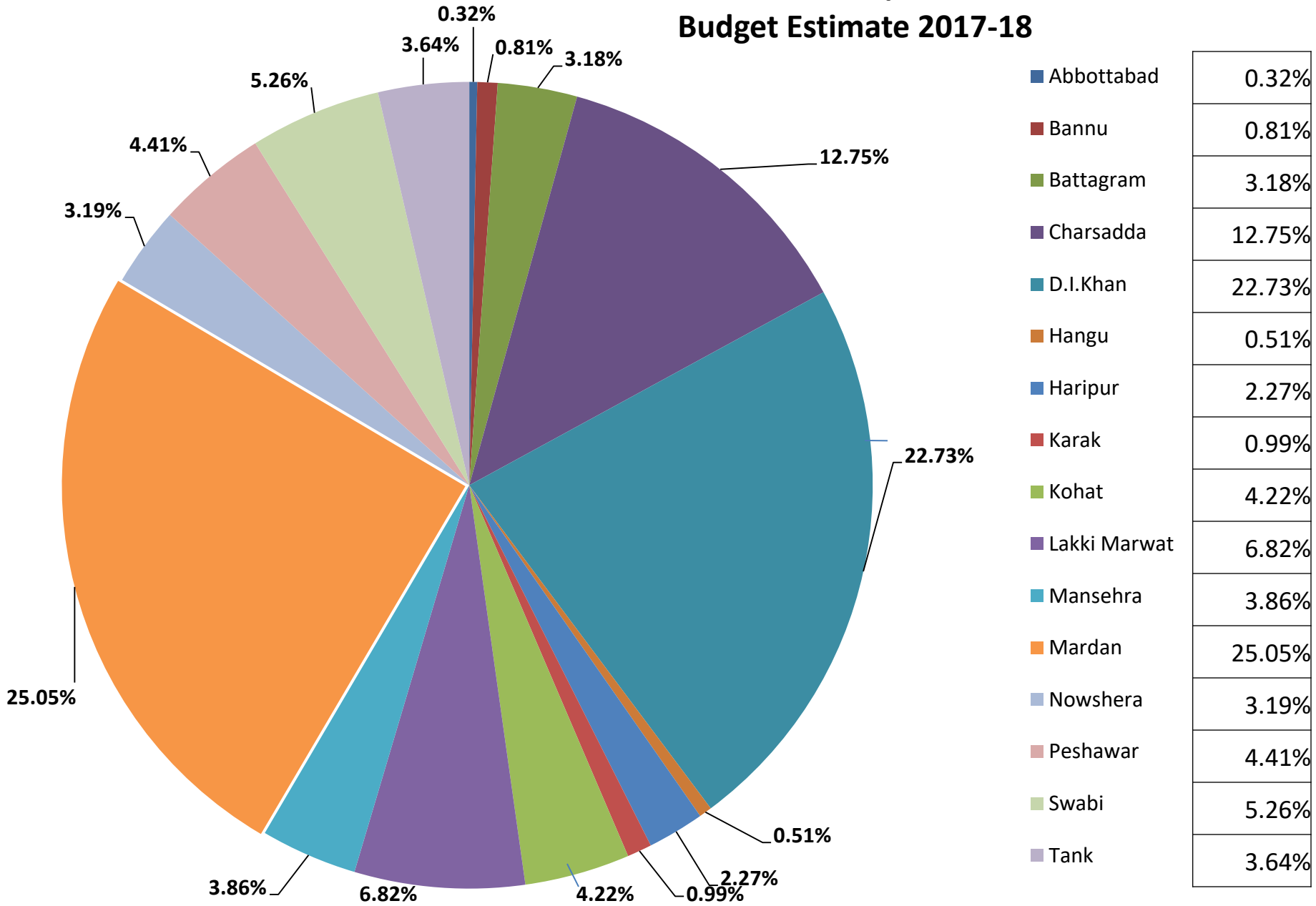
- Recovery of land Tax/AIT against targets
- Disposal of Pending Court cases
- Disposal of Land Acquisition cases
- Disposal of pending mutations
- Settlement of Audit Paras

**RECEIPT FIGURES OF LAND TAX/AIT FOR  
THE YEAR 2017-18  
(FROM JULY 2017 TO DECEMBER 2017)**

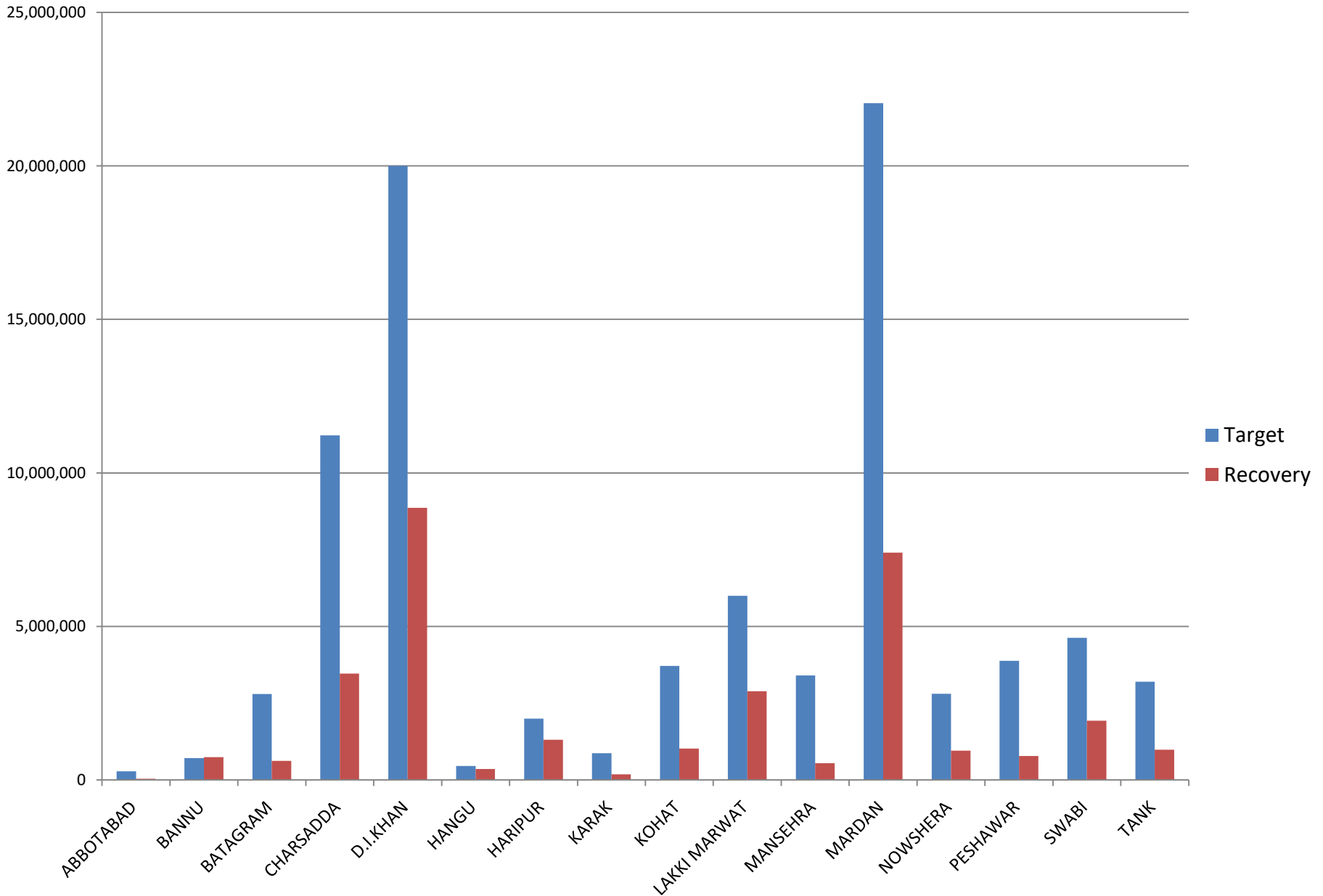
**RECEIPT FIGURES OF LAND TAX/AIT FOR THE YEAR 2017-18  
(FROM JULY 2017 TO DECEMBER 2017)**

<b>S.No</b>	<b>DISTRICT</b>	<b>BUDGET ESTIMAE 2017-18</b>	<b>TOTAL RECOVERY (06 Months)</b>	<b>%AGE</b>	<b>Req %Age</b>
1	ABBOTABAD	279,000	34,846	12.49	50.00
2	BANNU	712,000	739,863	103.91	50.00
3	BATAGRAM	2,801,000	618,180	22.07	50.00
4	CHARSADDA	11,220,000	3,463,199	30.87	50.00
5	D.I.KHAN	20,000,000	8,860,986	44.30	50.00
6	HANGU	452,000	355,178	78.58	50.00
7	HARIPUR	2,000,000	1,304,979	65.25	50.00
8	KARAK	869,000	179,460	20.65	50.00
9	KOHAT	3,711,000	1,022,866	27.56	50.00
10	LAKKI MARWAT	5,999,000	2,892,272	48.21	50.00
11	MANSEHRA	3,400,000	547,511	16.10	50.00
12	MARDAN	22,040,000	7,402,686	33.59	50.00
13	NOWSHERA	2,808,000	953,285	33.95	50.00
14	PESHAWAR	3,880,000	782,557	20.17	50.00
15	SWABI	4,629,000	1,930,373	41.70	50.00
16	TANK	3,200,000	985,657	30.80	50.00
<b>Total</b>		<b>88,000,000</b>	<b>32,073,898</b>	<b>36.45</b>	<b>50.00</b>

## Land Tax/AIT Budget Estimate 2017-18



# STATEMENT SHOWING RECOVERY OF LAND TAX/AIT AGAINST TARGET FOR THE FY 2017-18 (6 MONTHS)



**RECEIPT FIGURES OF LAND TAX/AIT FOR THE YEAR 2017-18  
(FROM JULY 2017 TO DECEMBER 2017)**

S.No	DISTRICT	BUDGET ESTIMAE	TOTAL RECOVERY
		2017-18	(06 Months)
1	D.I.KHAN	20,000,000	8,860,986
2	MARDAN	22,040,000	7,402,686
3	CHARSADDA	11,220,000	3,463,199
4	LAKKI MARWAT	5,999,000	2,892,272
5	SWABI	4,629,000	1,930,373
6	HARIPUR	2,000,000	1,304,979
7	KOHAT	3,711,000	1,022,866
8	TANK	3,200,000	985,657
9	NOWSHERA	2,808,000	953,285
10	PESHAWAR	3,880,000	782,557
11	BANNU	712,000	739,863
12	BATAGRAM	2,801,000	618,180
13	MANSEHRA	3,400,000	547,511
14	HANGU	452,000	355,178
15	KARAK	869,000	179,460
16	ABBOTABAD	279,000	34,846
<b>Total</b>		<b>88,000,000</b>	<b>32,073,898</b>

**DETAIL OF REVENUE COURT  
CASES REPORT FOR THE MONTH  
OF DECEMBER 2017  
(TRIAL COURTS-APPEALS)**

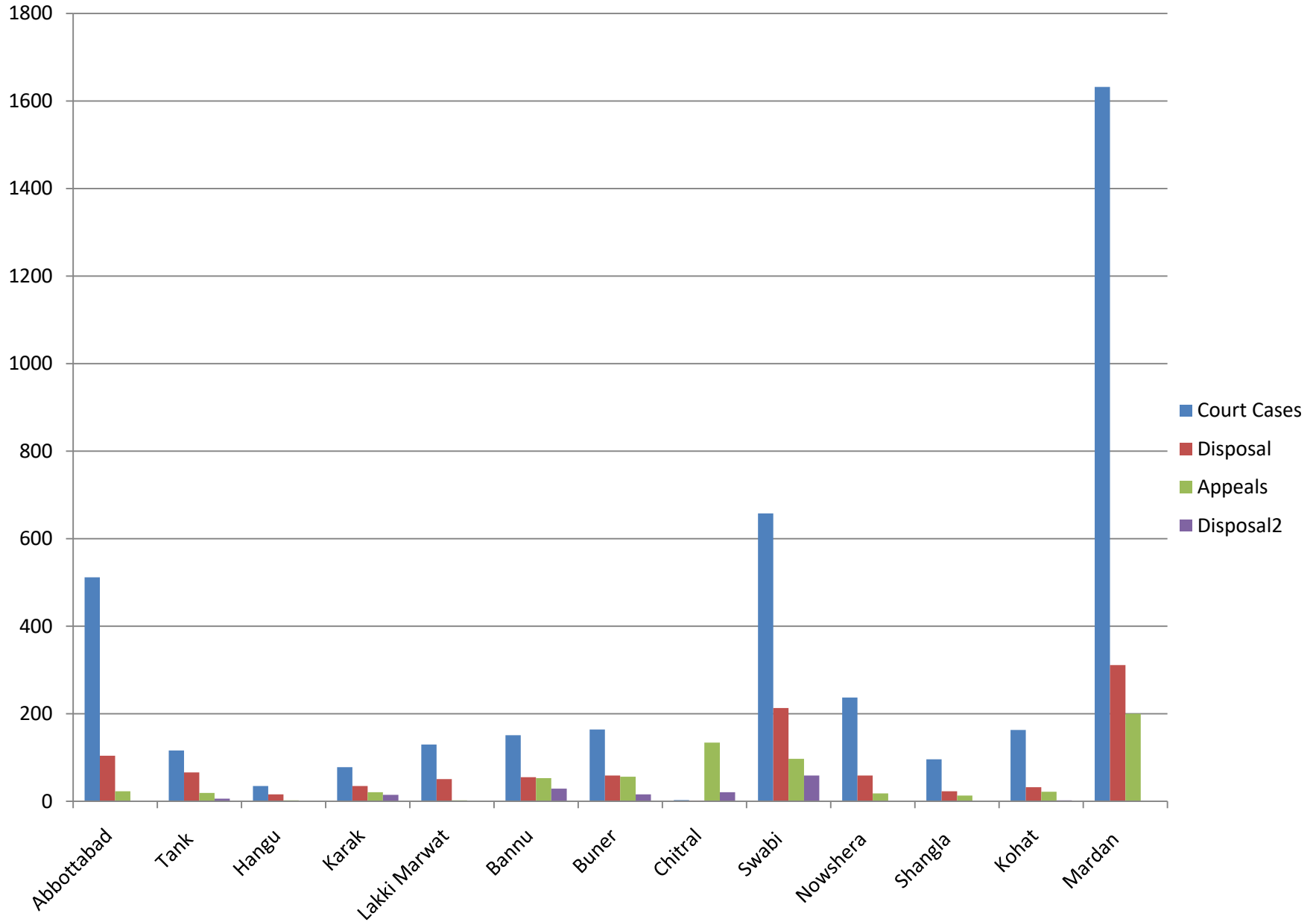
## DETAIL OF REVENUE COURT CASES REPORT FOR THE MONTH OF DECEMBER 2017 (TRIAL COURTS-APPEALS)

Sr No:-	NAME OF DISTRICTS	COURT CASES	Disposal	Pending	APPEALS Before ADC/DC	Disposal	Pending
1.	Abbottabad	512	104	408	23	0	23
2.	Tank	116	66	50	19	6	13
3.	Hangu	35	16	19	2	0	2
4.	Karak	78	35	43	21	15	6
5.	Lakki Marwat	130	51	79	2	0	2
6.	Bannu	151	55	96	53	29	24
7.	Buner	164	59	105	56	16	40
8.	Chitral	3	1	2	134	21	113
9.	Swabi	658	213	445	97	59	38
10.	Nowshera	237	59	177	22	4	18
11.	Shangla	96	23	73	13	0	13
12.	Kohat	163	32	131	22	2	20
13.	Mardan	1632	311	1321	200	16	184

**CONT..**



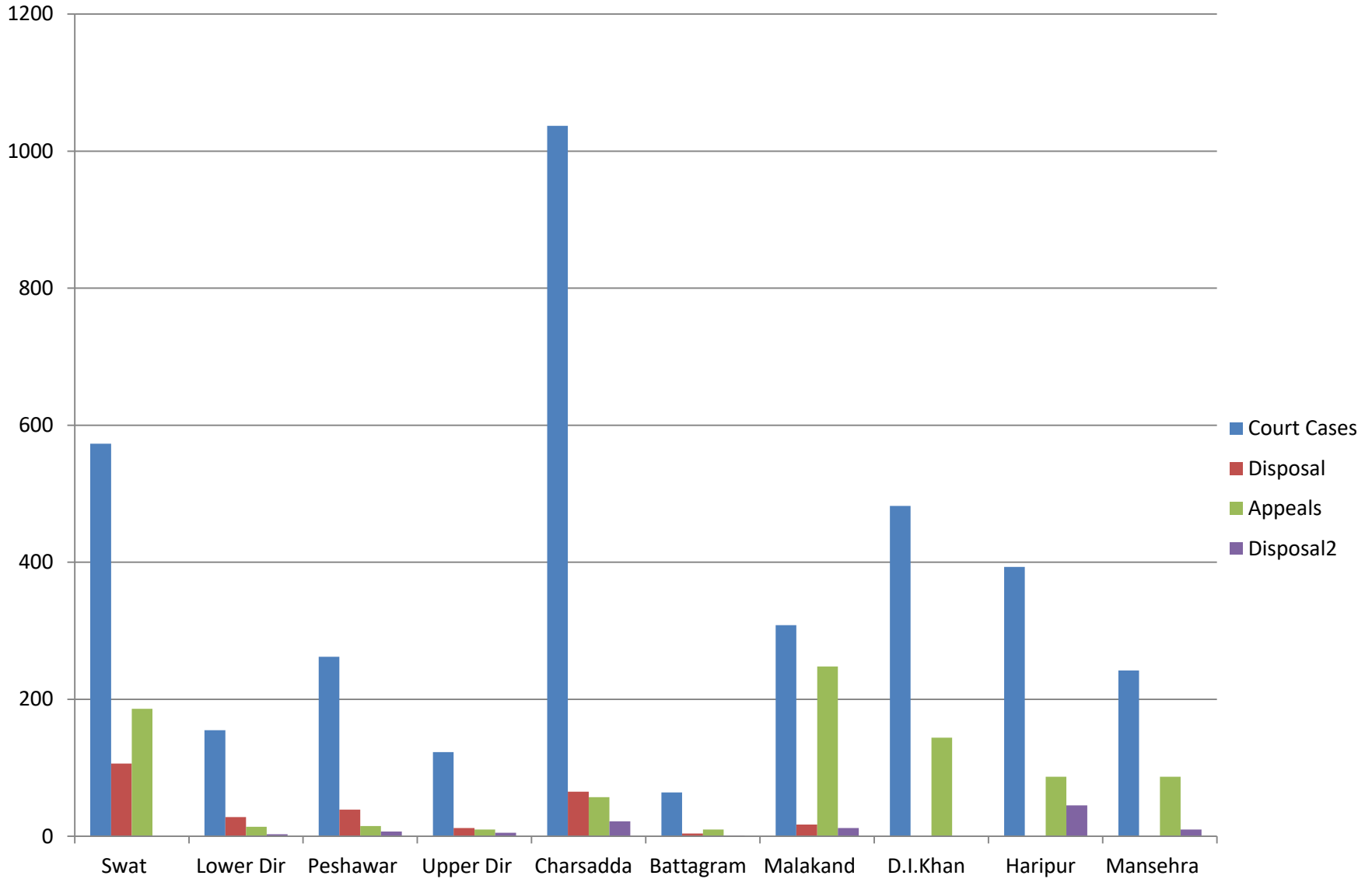
# DETAIL OF REVENUE COURT CASES REPORT FOR THE MONTH OF DECEMBER 2017 (TRIAL COURTS-APPEALS)



**CONT..**

Sr No:-	NAME OF DISTRICTS	COURT CASES	Disposal	Pending	APPEALS Before ADC/DC	Disposal	Pending
14.	Swat	573	106	467	186	48	234
15.	Lower Dir	155	28	127	14	3	11
16.	Peshawar	262	39	223	15	7	8
17.	Upper Dir	123	12	111	10	5	5
18.	Charsadda	1037	65	972	57	22	35
19.	Battagram	64	4	60	10	1	9
20.	Malakand	308	17	291	248	12	236
21.	D.I.Khan	777	295	482	184	40	144
22.	Haripur	393	142	338	87	45	42
23.	Mansehra	775	189	586	87	10	77

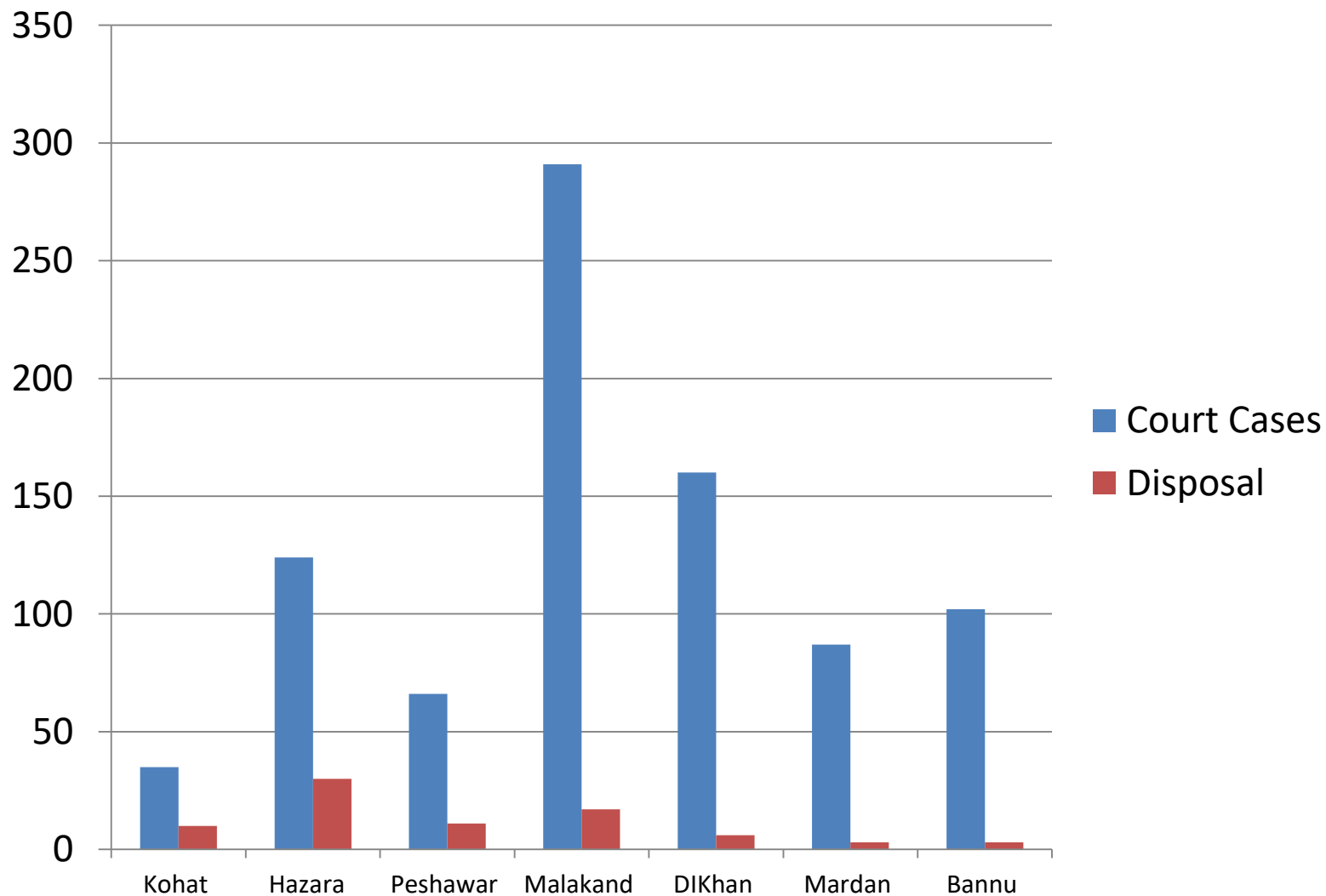
# DETAIL OF REVENUE COURT CASES REPORT FOR THE MONTH OF DECEMBER 2017 (TRIAL COURTS-APPEALS)



**DETAIL OF REVENUE COURT CASES REPORT FOR THE MONTH OF  
DECEMBER 2017  
(REVISION BEFORE COMMISSIONERS/ADDITIONAL COMMISSIONERS)**

Sr No:-	NAME OF DIVISION	Court Cases	Disposal
1.	Kohat	35	10
2.	Hazara	124	30
3.	Peshawar	66	11
4.	Malakand	291	17
5.	DIKhan	160	6
6.	Mardan	87	3
7.	Bannu	102	3

## DETAIL OF REVENUE COURT CASES REPORT FOR THE MONTH OF DECEMBER 2017 (TRIAL COURTS-APPEALS)



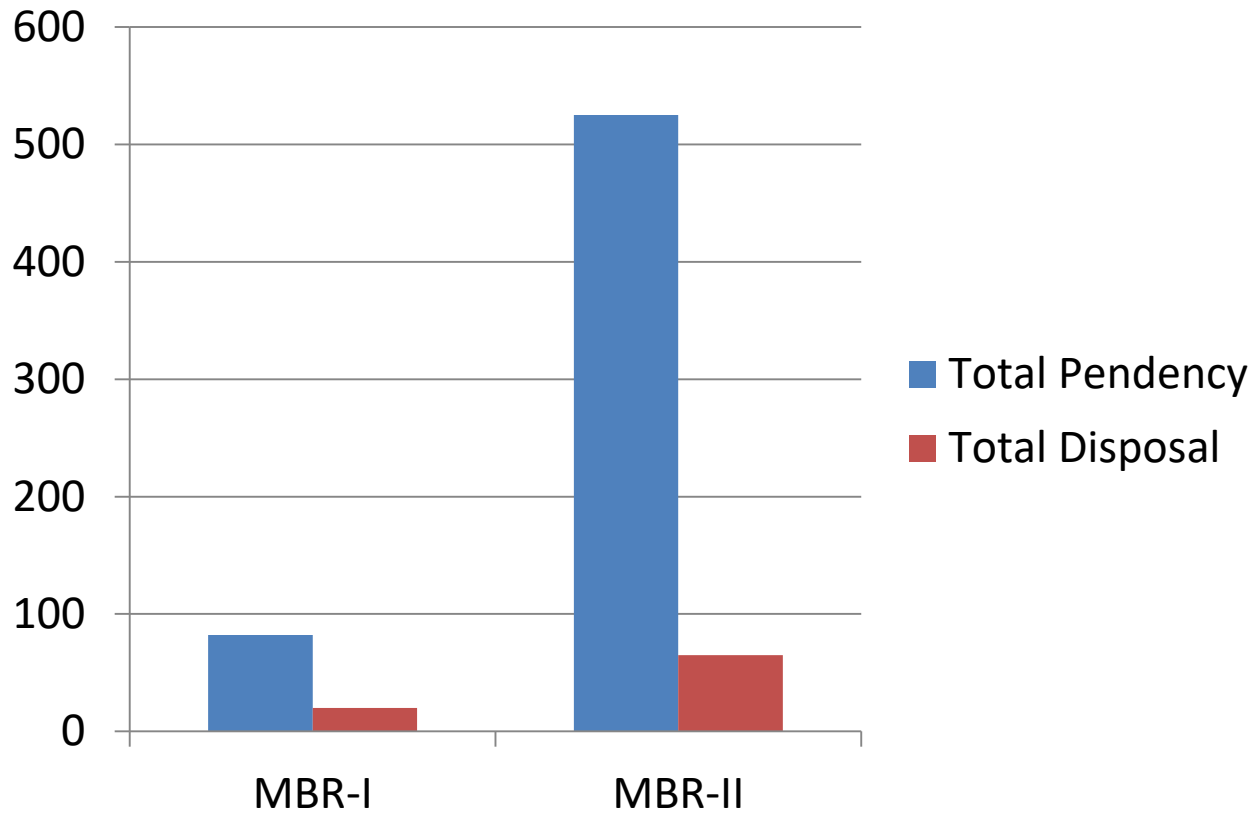
# In the Court of Member-I & II, Board of Revenue for the month of December 2017

## Member-I

Nature of Cases	Last Balance	Fresh Institution	Total Pendency	Total Disposal	Balance
Partition	<b>41</b>	16	57	20	<b>37</b>
Produce/ Ejectment/Demarcation	<b>23</b>	0	23	0	<b>23</b>
Misc	<b>0</b>	2	2	0	<b>2</b>
<b>TOTAL</b>	<b>64</b>	<b>18</b>	<b>82</b>	<b>20</b>	<b>62</b>

## Member-II

Nature of Cases	Last Balance	Fresh Institution	Total Pendency	Total Disposal	Transfer to MBR-II	Transfer to MBR-II	Balance
Partition	296	6	302	45	113	17	161
Produce/ Ejectment /Demarcation	158	2	160	14	44	2	104
Misc	59	4	63	6	12	5	50
<b>TOTAL</b>	<b>513</b>	<b>12</b>	<b>525</b>	<b>65</b>	<b>169</b>	<b>24</b>	<b>315</b>



**PENDING LAND ACQUISITION CASES FOR  
THE MONTH OF DECEMBER, 2017**

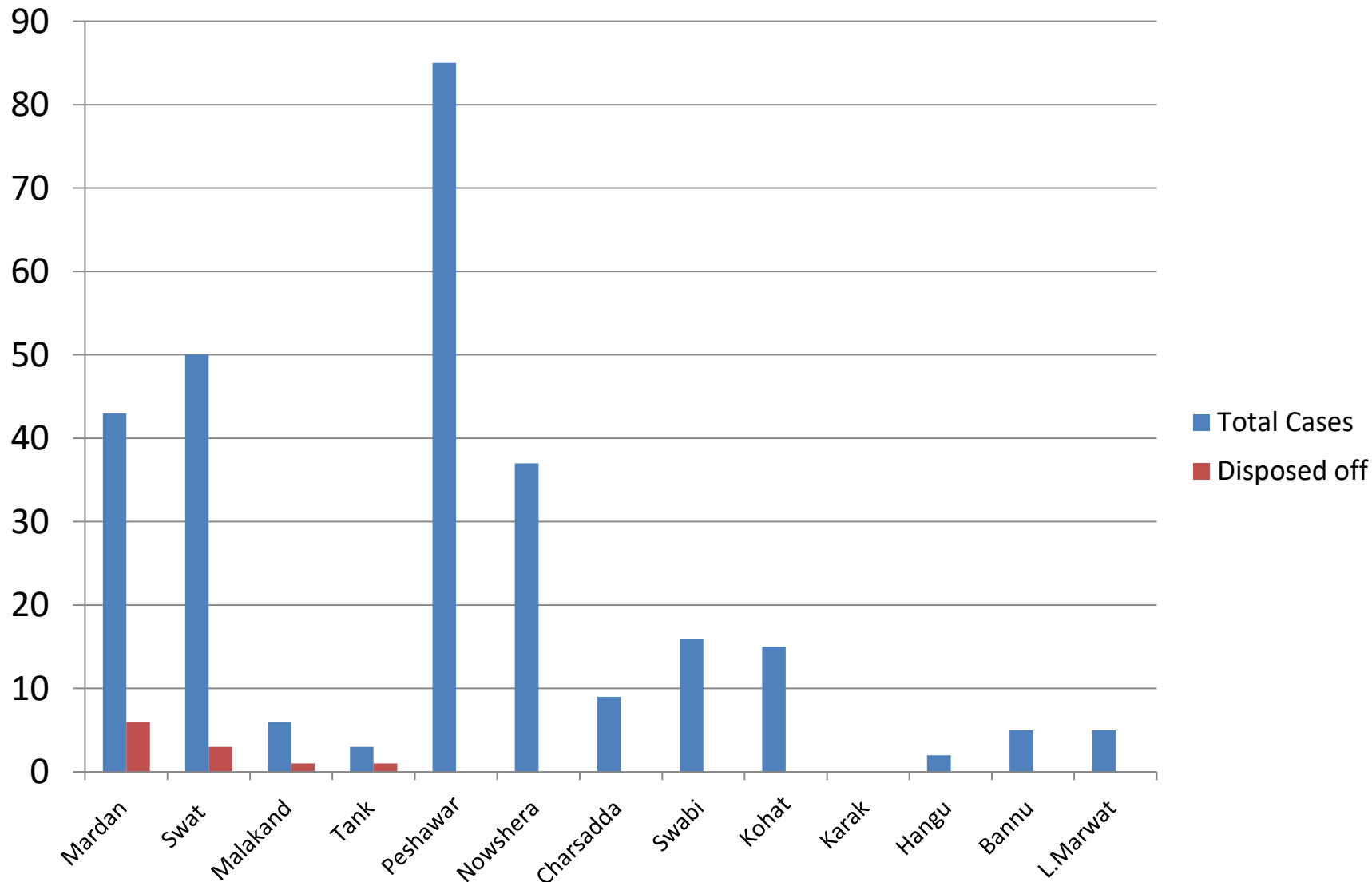


## PENDING LAND ACQUISITION CASES FOR THE MONTH OF DECEMBER, 2017

<b>Sr No:-</b>	<b>Name of District</b>	<b>Total Cases</b>	<b>Fresh Institution</b>	<b>Award Announced</b>	<b>Total Pendency</b>
1.	Mardan	43	--	06	37
2.	Swat	45	05	03	47
3	Malakand	06	00	01	05
4.	Tank	03	00	01	02
5.	Peshawar	84	01	00	85
6.	Nowshera	37	00	00	37
7.	Charsadda	09	00	00	09
8.	Swabi	16	00	00	16
9.	Kohat	15	00	00	15
10.	Karak	Nil	Nil	Nil	Nil
11.	Hangu	02	00	00	02
12.	Bannu	05	00	00	05
13.	L.Marwat	05	00	00	05

**CONT..**

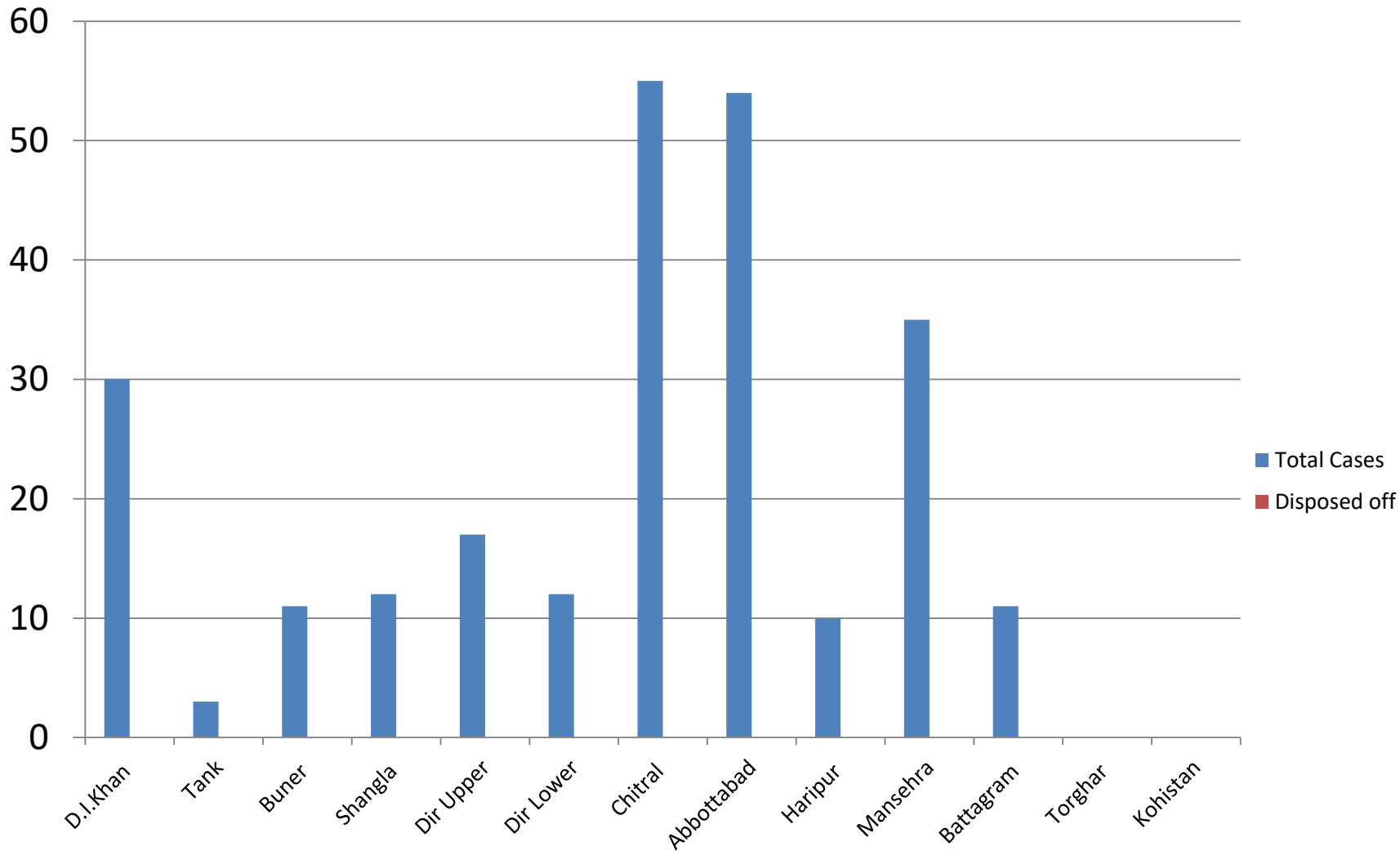
# PENDING LAND ACQUISITION CASES FOR THE MONTH OF DECEMBER ,2017



**CONT..**

<b>Sr No:-</b>	<b>Name of District</b>	<b>Total Cases</b>	<b>Fresh Institution</b>	<b>Award Announced</b>	<b>Total Pendency</b>
14.	D.I.Khan	30	00	00	30
15.	Tank	03	00	00	03
16.	Buner	11	00	00	11
17.	Shangla	12	00	00	12
18.	Dir Upper	17	00	00	17
19.	Dir Lower	12	00	00	12
20.	Chitral	45	10	00	55
21.	Abbottabad	54	00	00	54
22.	Haripur	10	00	00	10
23.	Mansehra	35	00	00	35
24.	Battagram	11	00	00	11
25.	Torghar	Nil	Nil	Nil	Nil
26.	Kohistan	Nil	As intimated by Deputy Commissioner of Kohistan vide letter No. 2881/DH dated 12.01.2018		

# PENDING LAND ACQUISITION CASES FOR THE MONTH OF DECEMBER ,2017

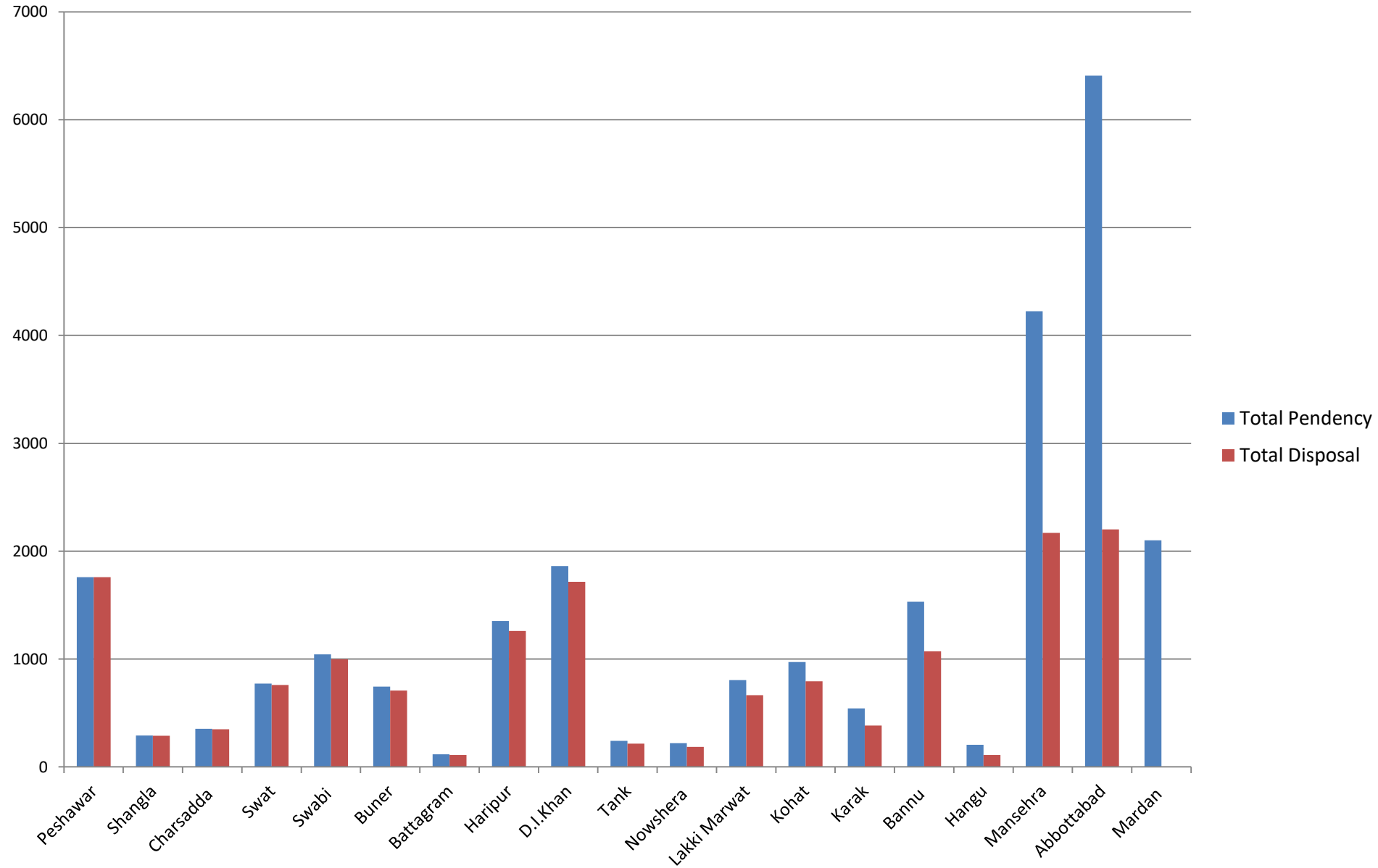


**PENDING MUTATIONS DURING  
THE MONTH OF DECEMBER  
2017**

# PENDING MUTATIONS DURING THE MONTH OF DECEMBER 2017

S.No	Name of District	Total Previous Pendency	Fresh Institution during the Month	Total Pendency	Disposal of Mutation during the Month	Present Pendency	Pendency for Less than 03 Months	Pendency for Less than 06 Months	Pendency for more than 01 YEAR.	%age
1	Peshawar	0	1759	1759	1759	0	0	0	0	100%
2	Shangla	6	285	291	289	2	0	2	0	99%
3	Charsadda	14	340	354	350	4	0	0	0	99%
4	Swat	7	766	773	759	14	3	2	2	98%
5	Swabi	45	999	1044	998	46	44	2	0	96%
6	Buner	29	716	745	709	36	0	0	0	95%
7	Battagram	6	110	116	110	6	0	0	0	95%
8	Haripur	66	1287	1353	1261	92	92	0	0	93%
9	D.I.Khan	218	1645	1863	1715	148	11	0	137	92%
10	Tank	9	232	241	216	25	18	7	0	90%
11	Nowshera	30	189	219	186	33	0	0	0	85%
12	Lakki Marwat	161	503	804	666	138	0	0	0	83%
13	Kohat	216	756	972	794	178	175	3	0	82%
14	Karak	146	397	543	383	106	0	0	0	71%
15	Bannu	534	998	1532	1072	460	270	65	36	70%
16	Hangu	70	135	205	110	95	0	0	0	54%
17	Mansehra	2038	2187	4225	2170	2055	2006	29	20	51%
18	Abbottabad	4651	1757	6408	2201	4207	2702	487	918	34%
19	Mardan	1967	134	2101	0	2101	134	1967	0	0%

# PENDING MUTATIONS DURING THE MONTH OF DECEMBER 2017



**STATEMENT SHOWING RECOVERY OF  
THE GOVERNMENT DUES POINTED OUT  
IN THE AUDIT PARAS  
(REVENUE RECEIPTS)**



## STATEMENT SHOWING OF PENDING AUDIT PARAS

District	Name of Formation	Year	Audit Paras	Total Recoverable Amount Rs.
<b>Peshawar</b>	<b>Tehsildar Peshawar</b>	2007-08	215 To 222	<b>81,711,742</b>
		2011-12	226, 229, 233, 235, 238	
		2012-13	135 to 138, 140, 141	
		2012-13	19 to 21 & 24, 26	
		2014-15	218, 219, 220, 222, 223, 225, 229	
		2015-16	104, 105, 106, 109	
		2016-17	70 to 78	
	<b>NT, Qasba Circle</b>	2011-12	226, 229, 231, 233, 234, 236, 237	
		2013-14	11, 14, 15, 16, 17	
		2014-15	291 to 300	
		2015-16	122, 124, 125, 126, 127	
	<b>NT, Mohmand Circle</b>	2011-12	226, 228, 229	
		2014-15	284, 285, 287, 288, 289	
		2015-16	131, 132, 134	
	<b>NT, Daudzai Circle</b>	2011-12	226 & 227	
		2013-14	29, 30	
		2014-15	368, 371	
		2015-16	136,137, 138	
	<b>NT, Mohmand, Qasba &amp; Daudzai Circle</b>	2012-13	308 to 313 & 315	
	<b>Sub Registrar-I</b>	2015-16	237, 238, 240	
		2016-17	117 & 118	
	<b>Sub Registrar-II</b>	2011-12	124 & 125	
		2014-15	164	
2015-16		184, 185, 186, 188		
2016-17		79 to 84		

<b>Charsadda</b>	<b>Tehsildar, Charsadda</b>	2002-03	1943 to 1945	<b>4,735,720</b>
		2014-15	239	
		2015-16	286 to 290	
		2016-17	65 to 69	
<b>Haripur</b>	<b>Tehsildar, Haripur</b>	2015-16	306 to 309	<b>7,462,018</b>
		2016-17	134 to 138	
	<b>Sub Registrar, Haripur</b>	2013-14	128	
		2016-17	129 to 133	
<b>Abbottabad</b>	<b>Tehsildar, Abbottabad</b>	2014-15	135 to 143	<b>13,269,406</b>
		2015-16	80 to 88	
		2016-17	3 to 9	
<b>Mansehra</b>	<b>Settlmnt: Tehsildar</b>	2013-14	115-118	<b>1,119,340</b>
	<b>Tehsildar, Abbottabad</b>	2014-15	85, 88, 89, 91, 94	
		2015-16	96 to 98	
<b>Kohat</b>	<b>Tehsildar, Kohat</b>	2012-13	102, 104, 220	<b>316,690,012</b>
		2015-16	247-253	
	<b>Sub Registrar, Kohat</b>	2015-16	262 to 267	
<b>Karak</b>	<b>Tehsildar, Karak</b>	2014-15	373-376	<b>2,960,292</b>
<b>Bannu</b>	<b>Sub Registrar, Bannu</b>	2011-12	187, 188	<b>1,273,570</b>
		2012-13	203, 205	
		2016-17	306, 308, 309	
<b>D.I.Khan</b>	<b>Tehsildar, D.I.Khan</b>	2012-13	169 to 177	<b>12,912,138</b>
		2013-14	225 to 233	
		2014-15	128 to 134	
	<b>Settlmnt: Tehsildar Paharpur</b>	2016-17	161 to 163	
	<b>Naib Tehsildar, Prova</b>	2014-15	179, 180	
	<b>Sub Registrar, D.I.Khan</b>	2014-15	275	
		254 to 260		
2016-17		203 to 220		
<b>Mardan</b>	<b>Tehsildar, Mardan</b>	2015-16	148 to 153	<b>5,890,490</b>
	<b>Tehsildar, Takht Bhai</b>	2015-16	145 to 147	
	<b>Tehsildar, SDC</b>	2015-16	189 to 195	
	<b>Sub Registrar, Mardan</b>	2015-16	44 to 47	
<b>Swabi</b>	<b>Tehsildar, Swabi</b>	2015-16	68, 69, 71	<b>1,548,662</b>
		2016-17	159 to 162	

# Recoverable Amount

